



Member Enrollment Guide to the Quality of NH Medicaid Health Plans

Choosing the managed care plan that works best for you and your family is important. One thing to think about before you choose a plan is how well the different plans perform. New Hampshire compares Medicaid health plans using multiple measures published by the [National Committee for Quality Assurance \(NCQA\)](#). This brief report shows how the Medicaid managed care plans compared with one another.

Rating of Health Plan - Adults

This measure captures the percent of adults who gave their health plan a rating of 8, 9 or 10 on a scale of 1 through 10. The lowest rating is a 1 and the highest is a 10.¹



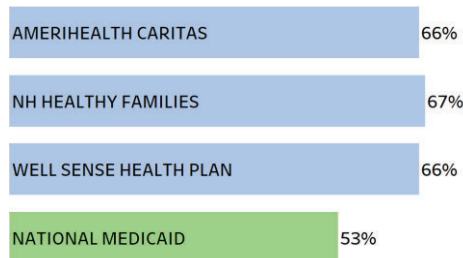
Rating of Health Plan - Children

This measure captures the percent of parents or guardians who gave their child's health plan a rating of 8, 9 or 10 on a scale of 1 through 10. The lowest rating is a 1 and the highest is a 10.¹



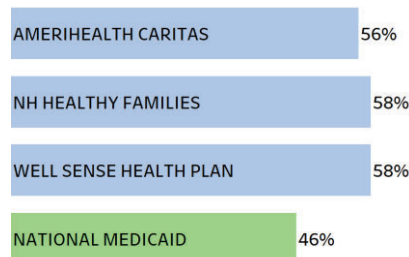
Well Child Visits for Children Age 3 - 11

This measure captures the percent of children 3-11 years of age who had at least one well child visit with a primary care provider within the past year.²



Adolescent Well Visits Age 12-17

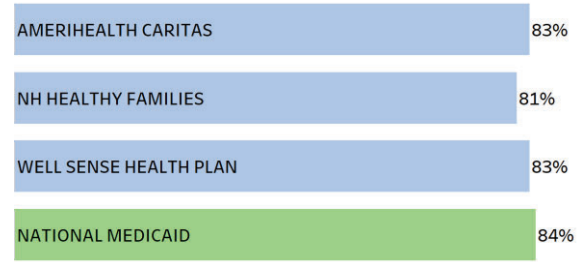
This measure captures the percent of adolescents 12-17 years of age who had at least one comprehensive well-care visit with a primary care provider within the past year.³



Data Source: Audited Measurement Year 2021 National Committee for Quality Assurance [NCQA] Healthcare Effectiveness Data and Information Set [HEDIS®] & Consumer Assessment of Healthcare Providers and Systems [CAHPS®] 2015. CAHPS® is a registered trademark of the Agency for Healthcare Research and Quality (AHRQ). HEDIS® is a registered trademark of the National Committee for Quality Assurance (NCQA).

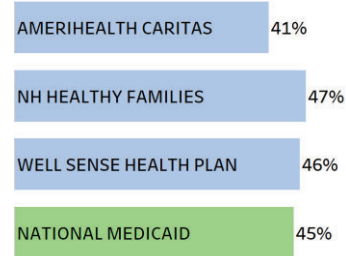
Prenatal Care

This measure captures the percent of pregnant women who received a prenatal visit within the first trimester or within 42 days of enrolling in the health plan. ⁴



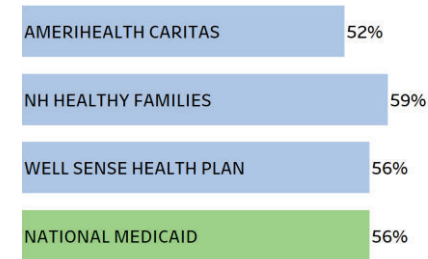
Diabetes Care

This measure captures the percent of adults 18-75 years of age with diabetes whose blood glucose is being adequately controlled. ⁵



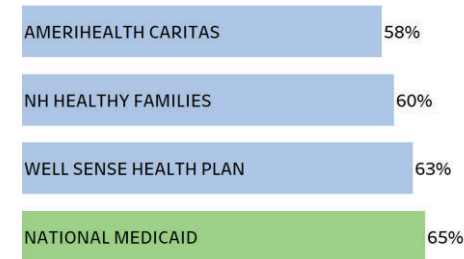
High Blood Pressure

This measure captures the percent of adults 18-59 years of age with a history of high blood pressure whose blood pressure is being adequately controlled. ⁶



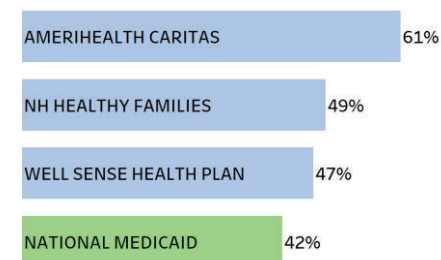
Asthma

This measure captures the percent of members 5-85 years of age whose chronic condition is being managed with appropriate medications. ⁷



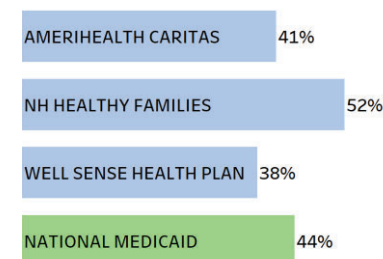
Depression

This measure captures the percent of adults age 18 and older with major depression who remained on anti-depressant medication. ⁸



Attention Deficit Hyperactivity Disorder

This measure captures the percent of children 6-12 years of age who saw a doctor after they started taking medication for attention deficit hyperactivity disorder. ⁹



1 - National Average of Medicaid Managed Care Plans NCQA Quality Compass for Calendar Year 2021. 2 - Healthcare Effectiveness Data & Information Systems (HEDIS) Child and Adolescent Well-Care Visits (WCV): 3 – 11 years. 3 - (HEDIS) Child and Adolescent Well-Care Visits (WCV): 12 – 17 years. 4 - HEDIS Prenatal and Postpartum Care (PPC): Timeliness of Prenatal Care. 5 - HEDIS Comprehensive Diabetes Care (CDC): HbA1c control <8%. 6 - HEDIS Controlling High Blood Pressure (CBP). 7 - HEDIS Asthma Medication Ratio (AMR) – Total. 8 - HEDIS Antidepressant Medication Management (AMM): Continuation Phase. 9 - HEDIS Follow up Care for Children Prescribed ADHD Medication (ADD): Initial Phase